



Buckinghamshire County Council

## Select Committee

Children's Social Care & Learning Select Committee

---

# Report to the Children's Social Care & Learning Select Committee

<b>Title:</b>	<b>Joint performance and budget monitoring report – Quarter 4 and end of year 2015/16</b>
<b>Committee date:</b>	<b>24<sup>th</sup> May 2016</b>
<b>Author:</b>	<b>Matthew Stevens, Marcus Grupp, Joanna Howe</b>
<b>Contact officer:</b>	<b>Matthew Strevens, Corporate Finance Business Partner 01296 383181 and Marcus Grupp, Business Intelligence and Insight Strategist 01296 383107</b>
<b>Cabinet Member sign-off:</b>	<b>Zahir Mohammed and Lin Hazell</b>

### Purpose of Agenda Item

This report provides finance and performance information for quarter 4 (1<sup>st</sup> January 2016 to 31<sup>st</sup> March 2016) and, where available, either final or provisional end of year 2015/16 data for the Education and Skills and Children's Services portfolios – appendix 1. It also provides staffing numbers and costs data at appendix 2.




### Background

This report reflects the provisional outturn position for revenue and capital for the 2015-16 financial year, highlighting the reasons for significant variations.




Non-financial performance is provided based on the latest data available.

As well as narrative information, finance and performance against target is shown visually as follows:



	<b>Green</b>	Performance is on or above target.  (Revenue under spends against budget and overspends up to +0.1% are shown as green)  (Capital slippages are shown as green)
	<b>Amber</b>	Performance is below target  (+0.1% to +1%) for financial performance  (-0.1% to 5%) for non financial performance
	<b>Red</b>	Performance is well below target  (worse than +1%) for financial performance  (worse than 5%) for non-financial performance

For non-financial performance indicators, arrows also show current performance compared to the last reporting period or against the previous year as follows:

 Performance getting better,  performance is the same or there are no previous data,  performance is getting worse.

### Summary

A summary of financial and non-financial performance is provided at appendix 1 and 2

### Key issues

Key issues are noted in the comments and narrative boxes in appendix 1.

### Resource implications

Actions resulting from consideration of this report may influence future expenditure in areas of concern/interest

### Next steps

This report will be updated and monitored on a quarterly basis throughout the year.